

Dutch Project Kitchens



“A customized kitchen
for **every** home”



Instructions

Customize your kitchen

In this brochure you can customize your own kitchen with different options.

Want to buy your custom kitchen follow the next steps:

STEP 1

Choose your kitchen type
(and/or your extra options)

STEP 2

Choose your door color

STEP 3

Choose your counter color

STEP 4

Choose your kitchen grip

Finished

Go to our nearest colleague for more information.

STEP 1

Kitchens

Styles & Sizes

Type 150

Kitchen



Size: 150cm

141.000,- Esc

Type 170

Kitchen



Size: 170cm

Type 180

Kitchen



Size: 180cm

Colors and illustrations may differ from reality.

STEP 1

Kitchens

Styles & Sizes

Type 200

Kitchen



Size: 200cm

160.500,- Esc

Type 220

Kitchen



Size: 220cm

Type 240

Kitchen



Size: 240cm

Colors and illustrations may differ from reality.

STEP 1

Corner Kitchens

Styles & Sizes

Type C1-R

Corner kitchen



Sizes: 180cm x 120cm

195.500,- Esc



Sizes: 240cm x 120cm

Type C2-L

Corner kitchen

Type C3-R

Corner kitchen



Sizes: 240cm x 180cm

Colors and illustrations may differ from reality.

STEP 1



Extra options

Type: 50cm cabinets

Type: 60cm cabinets


Left

Right



Left

Right



Wall cabinet
13.000,- Esc





Drawer cabinet
26.000,- Esc

Base cabinet
23.000,- Esc

Wall cabinet
14.500,- Esc

Drawer cabinet
27.500,- Esc

Base cabinet
24.500,- Esc



Left

Right

Left


Right

Colors and illustrations may differ from reality.

STEP 2

Kitchen door


Colors



Kitchen counter

Colors


STEP 3



STEP 4

Kitchen grip

Grip types



Colors and illustrations may differ from reality.



*“We offer you the opportunity
to create a custom kitchen
for **your** home.”*

Put your stamp here.

DUTCH PROJECT KITCHENS

Avenida Marigal | Laginha
Edifício Copacabana | Bloco A1 | Loja 3.34
2110 Mindelo | São Vicente | Cabo Verde